

MAY 31

COMMERCE SPLIT CORP.

2008

**SEMI-ANNUAL REPORT
(UNAUDITED)**

COMMERCE *Split*

This report may contain forward-looking statements about the Company. Forward-looking statements include statements that are predictive in nature, that depend upon or refer to future events or conditions, or that include words such as “expects”, “anticipates”, “intends”, “plans”, “believes”, “estimates” or negative versions thereof and similar expressions. In addition, any statement that may be made concerning future performance, strategies or prospects, and possible future Company action, is also forward-looking. Forward-looking statements are based on current expectations and projections about future events and are inherently subject to, among other things, risks, uncertainties and assumptions about the Company and economic factors.

Forward-looking statements are not guarantees of future performance, and actual events and results could differ materially from those expressed or implied in any forward-looking statements made by the Company. Any number of important factors could contribute to any divergence between what is anticipated and what actually occurs, including, but not limited to, general economic, political and market factors, interest and foreign exchange rates, global equity and capital markets, business competition, technology change, changes in government regulations, unexpected judicial or regulatory proceedings, and catastrophic events.

The above-mentioned list of important factors is not exhaustive. You should consider these and other factors carefully before making any investment decisions and you should avoid placing undue reliance on forward-looking statements. While the Company currently anticipates that subsequent events and developments may cause the Company’s views to change, the Company does not undertake to update any forward-looking statements.

COMMERCE SPLIT CORP.
SEMI-ANNUAL MANAGEMENT REPORT OF FUND PERFORMANCE
MAY 31, 2008

This is the semi-annual Management Report of Fund Performance (MRFP) for the period ended May 31, 2008. This MRFP contains financial highlights but does not contain the complete financial statements of the Company. The semi-annual financial statements and accompanying notes are attached to this report.

Investors may also obtain a copy of the Company's proxy voting policies and procedures, proxy voting disclosure record, or quarterly portfolio disclosure by visiting our website at www.commercesplit.com or by writing to the Company at Investor Relations, Royal Trust Tower, 77 King Street West, P.O. Box 341, Toronto, Ontario, M5K 1K7.

These reports are available to view and download at www.commercesplit.com or www.sedar.com.

INVESTMENT OBJECTIVES AND STRATEGIES

Commerce Split Corp. invests primarily in common shares of the Canadian Imperial Bank of Commerce (CIBC).

The Company offers two types of shares:

Priority Equity Shares

The investment objectives with respect to the Priority Equity Shares are as follows:

1. To provide holders of Priority Equity Shares with fixed cumulative preferential monthly cash dividends in an amount of \$0.04375 per Priority Equity Share to yield 5.25% per annum on the original issue price and
2. On or about December 1, 2014 (the termination date) to pay holders the original issue price (\$10) of those shares.

Class A Shares

The investment objectives with respect to the Class A shares are as follows:

1. To provide holders with regular monthly cash distributions targeted to be \$0.05 per Class A Share to yield 6.0% per annum on the original issue price; and
2. On or about December 1, 2014 (the termination date) to pay holders the original issue price (\$10) of those shares.

RISK

The risks of investing in the Company remain as discussed in the Annual Information form dated February 21, 2008. In addition, Note 3 of the semi-annual financial statements (“Management of Risk”) contains disclosure on specific types of risks related to the financial investments held by the Company.

RESULTS OF OPERATIONS

Overall financial markets continue to be adversely impacted by the confluence of record high commodity prices and the continuing credit related problems originating from the US sub prime lending market. These conditions have caused economic growth to slow considerably in both Canada and the United States while at the same time high commodity prices are beginning to lead to a marked increase in inflationary pressures. In particular, the dramatic increase in oil prices has become a large obstacle for economic recovery.

Through this difficult environment, all financial services stocks including the Company’s core holding C.I.B.C. were negatively impacted. This has resulted in record losses for C.I.B.C during the period and has caused the stock to decline by approximately 35% as at May 31, 2008 from its previous 2007 high. The Company’s net asset value per unit has been directly impacted and has declined to \$12.61 as at May 31, 2008. The decline in the net asset value per unit below \$12.50 during the period required the Company to limit the payment of monthly dividends to the Class A shareholders as per the prospectus. As a result, the Company did not make distributions to Class A shares for the months of February, March and April. In addition, the Company entered into trades at various times to implement the Priority Equity Protection Plan during this period. As at May 31, 2008, the asset coverage on the Priority Equity shares was in excess of the minimum required as per the prospectus. Priority Equity Shares received their regular monthly distributions during the period.

DISTRIBUTIONS

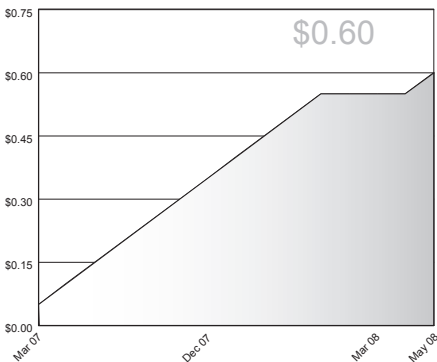
Class A Shares - Distributions

Class A shareholders are entitled to receive regular monthly cash dividends initially targeted to be \$0.05 per Class A Share to yield 6% per annum on the original issue price. Due to the decline in the net asset value during the period, only 3 distributions were paid totaling \$0.15 per share.

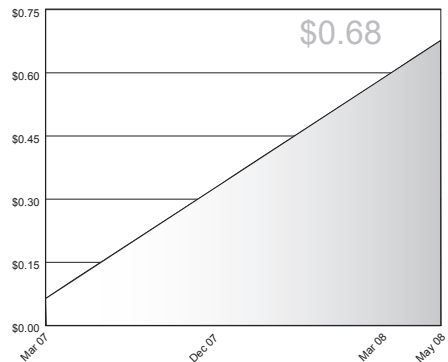
Priority Equity Shares - Distributions

Priority Equity shareholders are entitled to receive regular monthly cash dividends in the amount of \$0.02625 per Priority Equity Share to yield 5.25% per annum on the original issue price. Dividends paid during the period were paid at the targeted rate for a total of \$0.67 per share.

Cumulative Distributions since inception



Cumulative Distributions since inception



RECENT DEVELOPMENTS

Adoption of new accounting standards:

On December 1, 2007, the Company adopted the Canadian Institute of Chartered Accountants ("CICA") Section 3862, "Financial Instruments – Disclosures" of the CICA Handbook – Accounting ("Section 3862") and Section 3863, "Financial Instruments – Presentation" ("Section 3863"). These sections establish standards for the comprehensive disclosure and presentation requirements for financial instruments. The standards include new requirements to quantify certain risk exposures and to provide sensitivity analysis for certain risks (see Note 3 of the semi-annual financial statements).

RELATED PARTY TRANSACTIONS

The Investment Manager and Quadravest Inc. (Manager) earn fees from the Company as described below in the Management Fees section.

MANAGEMENT FEES

The Investment Manager is entitled to a base management fee payable monthly in arrears at an annual rate equal to 0.55% of the Company's Net Asset Value calculated as at the last Valuation Date in each month.

The Manager is entitled to an administration fee payable monthly in arrears at an annual rate equal to 0.1% of the Company's Net Asset Value calculated as at the last Valuation Date in each month.

Total management fees of \$367,320 paid for the period ended May 31, 2008 include the base management fee and the administration fee. The base management fee was used by the Investment Manager to pay costs associated with the managing of the investment portfolio, providing investment analysis and recommendations, making investment decisions, making brokerage arrangements for the purchase and sale of securities including the covered call writing program. The administration fee was used to provide or arrange administrative services required by the Company, which includes all operational, financial accounting, shareholder reporting and regulatory reporting requirements.

SUMMARY OF INVESTMENT PORTFOLIO

All holdings as at May 31, 2008

Name	Weighting (%)
Canadian Imperial Bank of Commerce	91.6
Total long positions as a percentage of net assets	91.6
Other net assets	8.4

The summary of investment portfolio may change due to ongoing portfolio transactions of the Company. Updates are available quarterly.

FINANCIAL HIGHLIGHTS

The following tables show selected financial information about the Company and are intended to help you understand the Company's financial performance. This information is derived from the Company's semi-annual financial statements and previous annual audited financial statements. For May 31, 2008 and November 30, 2007, the Net Assets included in the Net Assets per unit table is from the Company's financial statements and calculated using bid prices while the Net Asset Value included in the Ratios/Supplemental data Table is for Transactional pricing purposes and calculated using closing prices (see Note 2 in the financial statements).

The Company's Net Asset Value (NAV) per unit

	May 31, 2008 ⁽²⁾	Period ended November 30, 2007 ⁽²⁾
Net asset value per unit, beginning of period ⁽¹⁾	16.30	19.03 ⁽³⁾
Increase (decrease) from operations		
Total revenue	0.29	0.44
Total expenses	(0.05)	(0.15)
Realized gains (losses) for the period	(2.99)	0.17
Unrealized gains (losses) for the period	(0.50)	(2.33)
Total increase (decrease) from operations ⁽⁴⁾	<u>(3.25)</u>	<u>(1.87)</u>
Distributions ⁽⁵⁾		
Taxable Dividends	(0.41)	(0.61)
Capital gains	-	(0.25)
Total annual distributions	<u>(0.41)</u>	<u>(0.86)</u>
Net asset value per unit at end of period	12.61	16.30
Net asset value per Priority Equity share	10.00	10.00
Net asset value per Class A share	<u>2.61</u>	<u>6.30</u>
Net asset value per unit at end of period	12.61	16.30

(1) Net asset value per unit is the difference between the aggregate value of the assets of the Company and the aggregate value of the liabilities excluding the Priority Equity shares of the Company on that date divided by the number of units then outstanding

(2) Results for the period February 16, 2007 (inception) to November 30, 2007

(3) Initial net asset value per unit is after deducting all agents' fees and filing costs in connection with the initial public offering

(4) Total increase from operations is before the payment of Priority Equity Shares and Class A share distributions and is calculated based on the weighted average number of units outstanding during the period.

(5) Distributions to Priority Equity shares and Class A shares are based on the number of Priority Equity shares and Class A shares outstanding on the record date for each distribution and were paid in cash. Characterization of distributions is based on the tax treatment that is received by investors.

RATIOS AND SUPPLEMENTAL DATA

	May 31, 2008	Period ended November 30, 2007 ⁽¹⁾
Net assets (millions)	\$109.4	\$141.3
Number of units outstanding ⁽²⁾	8,667,200	8,667,200
Base Management expense ratio excluding one time initial offering expenses ⁽³⁾	0.85%	1.02%
Management expense ratio including one time initial offering expenses ⁽⁴⁾	0.85%	6.29%
Portfolio turnover rate ⁽⁵⁾	61.7%	20.20%
Trading expense ratio ⁽⁶⁾	0.06%	0.07%
Closing market price (TSX):		
Priority Equity shares	\$8.70	\$9.75
Closing market price (TSX):		
Class A shares	\$3.87	\$6.40

⁽¹⁾ Results for the period February 16, 2007 (inception) to November 30, 2007

⁽²⁾ This information is provided as at May 31 or November 30, as applicable

⁽³⁾ A separate base management expense ratio has been presented to reflect the normal operating expenses of the Company excluding the one time initial offering expenses. Management expense ratio is based on total expenses for the stated period and is expressed as an annualized percentage of average net assets during the period

⁽⁴⁾ Share issue expenses, representing all Agents' fees and other offering expenses can be found in the attached annual financial statements

⁽⁵⁾ The Company's portfolio turnover rate indicates how actively the Company's portfolio advisor manages its portfolio investments. A portfolio turnover rate of 100% is equivalent to the Company buying and selling all of the securities in its portfolio once in the course of the year. The Company employs a covered call writing strategy which can cause the portfolio turnover rate to be higher than conventional mutual funds. The higher the Company's portfolio turnover rate in a year, the greater the trading costs payable by the Company in the year and the greater chance of an investor receiving taxable capital gains in the year. There is not necessarily a relationship between a high turnover rate and the performance of the Company

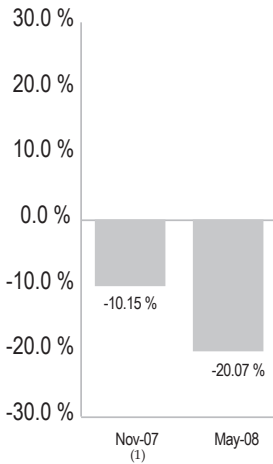
⁽⁶⁾ The trading expense ratio represents total commissions and other portfolio transaction costs expressed as an annualized percentage of average net assets during the period.

PAST PERFORMANCE

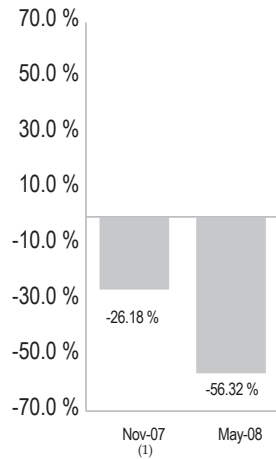
The past performance of 1) the net asset value per unit (1 Priority Equity share and 1 Class A share); 2) the Priority Equity share on net asset value basis; and 3) the Class A share on a net asset value basis for the six month period ended May 31 and for each 12 month period ended November 30 since inception are presented in the bar charts below. Each bar in the chart reflects the change in percentage terms of how a Unit, a Priority Equity share or a Class A share would have increased or decreased during the applicable period. In respect to the charts displayed below, please note the following:

- The performance information shown assumes that all cash distributions made by the Company during the periods shown were reinvested in the applicable securities of the Company,
- The performance information does not take into account sales, redemption, distribution or other optional charges that would have reduced returns or performance; and,
- Past performance of the Company does not necessarily indicate how it will perform in the future.

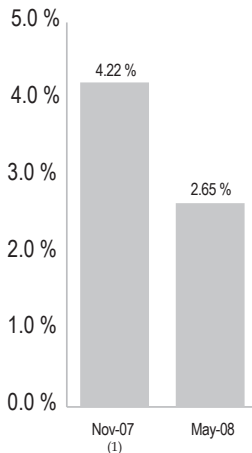
NET ASSET VALUE



CLASS A SHARE



PRIORITY EQUITY SHARE



⁽¹⁾ Based on initial period from February 16, 2007 to November 30, 2007.

COMMERCE SPLIT CORP.
MANAGEMENT'S RESPONSIBILITY FOR FINANCIAL REPORTING

The financial statements of Commerce Split Corp. (the "Company") and all the information in this semi-annual report are the responsibility of management and have been approved by the Board of Directors of the Company.

The Company maintains appropriate procedures to ensure that relevant and reliable financial information is produced. Statements have been prepared in accordance with Canadian generally accepted accounting principles and may include certain amounts that are based on estimates and judgments. The significant accounting policies applicable to the Company are described in Note 2 to the financial statements.

The Board of Directors of the Company is responsible for ensuring that management fulfills its responsibilities for financial reporting and has reviewed and approved these financial statements.

The Company's independent auditors have not performed a review of these semi annual financial statements in accordance with standards established by the Canadian Institute of Chartered Accountants.

COMMERCE SPLIT CORP.
STATEMENTS OF FINANCIAL POSITION
 AS AT MAY 31, 2008 AND NOVEMBER 30, 2007 (UNAUDITED)

	May 31, 2008 (\$)	November 30, 2007 (\$)
ASSETS		
Investments -at fair value (note 2)	100,147,320	136,585,070
Cash	10,085,389	5,565,903
Receivable in respect of investments sold	-	76,000
Total Assets	<u>110,232,709</u>	<u>142,226,973</u>
LIABILITIES		
Fees and other accounts payable	84,352	153,525
Dividends payable	812,550	812,550
Priority Equity shares (note 4)	86,672,000	86,672,000
	<u>87,568,903</u>	<u>87,638,075</u>
SHAREHOLDERS' EQUITY		
Class A and Class B shares (note 5)	78,435,734	78,435,734
Deficit	(55,771,927)	(23,846,836)
	<u>22,663,807</u>	<u>54,588,858</u>
TOTAL LIABILITIES & SHAREHOLDERS' EQUITY	<u>110,232,709</u>	<u>142,226,973</u>
Number of units (1 Priority Equity share and 1 Class A share) outstanding	8,667,200	8,667,200
Net asset value per unit (GAAP)(note 2)	\$12.61	\$16.30
Net asset value per Priority Equity share (GAAP)(note 2)	\$10.00	\$10.00
Net asset value per Class A share (GAAP)(note 2)	\$2.61	\$6.30
Net asset value per unit (Transactional)(note 2)	\$12.62	\$16.30

Approved on behalf of the Board of Directors



WAYNE FINCH
 Chairman and
 Chief Investment Officer



PETER CRUICKSHANK
 Managing Director and
 Chief Financial Officer

The accompanying notes are an integral part of these financial statements.

COMMERCE SPLIT CORP.**STATEMENTS OF OPERATIONS AND RETAINED EARNINGS (DEFICIT)**

FOR THE SIX MONTH PERIOD ENDED MAY 31, 2008 AND FOR THE PERIOD FROM FEBRUARY 16, 2007 TO MAY 31, 2007

	For the six month period ended May 31, 2008 (\$)	For the period from Feb 16, 2007 to May 31, 2007 (\$)
INCOME		
Dividends	2,459,577	1,230,845
Interest	54,268	148,922
	<u>2,513,845</u>	<u>1,379,767</u>
EXPENSES (note 6)		
Management fees	367,320	311,591
Service fees	-	90,000
Audit fees	9,048	8,500
Directors' fees	11,302	4,250
Custodian fees	12,878	12,698
Legal fees	15,370	-
Shareholder reporting costs	5,444	17,888
Other operating expenses	29,364	12,349
Goods and services tax	23,208	22,046
	<u>473,934</u>	<u>479,322</u>
Net investment income		
before distributions on Priority Equity shares	2,039,911	900,445
Distributions on Priority Equity shares (note 4 and 7)	<u>(2,275,140)</u>	<u>(1,320,088)</u>
Net investment loss for the period	<u>(235,229)</u>	<u>(419,643)</u>
Realized and unrealized gain (loss)		
on investments and options and transaction costs		
Net realized gain (loss) on investments and options	(25,945,309)	1,413,124
Change in unrealized appreciation (depreciation) of investments	(4,376,787)	585,977
Transaction costs on purchase and sale of investments (note 2)	<u>(67,686)</u>	<u>(88,726)</u>
Net gain (loss) on investments and options for the period	<u>(30,389,782)</u>	<u>1,910,375</u>
Increase (decrease) in net assets from operations for the period	<u>(30,625,011)</u>	<u>1,490,732</u>
Deficit - Beginning of period	<u>(23,846,836)</u>	-
Distributions on Class A shares (note 5 and 7)	<u>(1,300,080)</u>	<u>(1,306,500)</u>
Retained earnings (deficit) - End of period	<u>(55,771,927)</u>	<u>184,232</u>
Increase (decrease) in net assets from operations per Class A share	(3.53)	0.17

The accompanying notes are an integral part of these financial statements.

COMMERCE SPLIT CORP.**STATEMENTS OF CHANGES IN SHAREHOLDERS' EQUITY**

FOR THE SIX MONTH PERIOD ENDED MAY 31, 2008 AND FOR THE PERIOD FROM FEBRUARY 16, 2007 TO MAY 31, 2007

	For the six month period ended May 31, 2008 (\$)	For the period from Feb 16, 2007 to May 31, 2007 (\$)
Shareholders' equity - Beginning of period	54,588,898	-
Increase (decrease) in net assets from operations for the period	(30,625,011)	1,490,732
Gross proceeds from issue of Class A shares	-	87,100,000
Agents' fees and filing costs in connection with the initial public offering	-	<u>(8,439,000)</u>
Net proceeds from issue of Class A shares (note 5)	-	78,661,000
Net proceeds from issue of Class B shares (note 5)	-	1,000
Distributions on Class A shares		
From net realized gains	-	(993,481)
From return of capital	<u>(1,300,080)</u>	<u>(313,019)</u>
	(1,300,080)	(1,306,500)
Increase (decrease) in net assets for the period	<u>(31,925,091)</u>	<u>78,846,232</u>
Shareholders' equity - End of period	<u>22,663,807</u>	<u>78,846,232</u>

The accompanying notes are an integral part of these financial statements.

COMMERCE SPLIT CORP.
STATEMENTS OF CASH FLOW

FOR THE SIX MONTH PERIOD ENDED MAY 31, 2008 AND FOR THE PERIOD FROM FEBRUARY 16, 2007 TO MAY 31, 2007

	For the six month period ended May 31, 2008 (\$)	For the period from Feb 16, 2007 to May 31, 2007 (\$)
Cash flow from Operating activities		
Net investment loss for the period	(235,229)	(419,643)
Proceeds from sale of investments	74,274,088	20,996,000
Purchase of investments	(68,226,121)	(172,482,315)
Net change in receivable balances	76,000	-
Net change in payable balances	<u>(69,172)</u>	<u>1,359,473</u>
Cash flow from operations	5,819,566	(150,546,485)
Cash flow from Shareholder activities		
Gross proceeds from the issue of Class A shares and Priority Equity shares*	-	174,201,000
Agents' fee and filing costs in connection with the initial public offering	-	(8,439,000)
Distribution on Class A shares	<u>(1,300,080)</u>	<u>(1,306,500)</u>
Cash flow from Shareholder activities	(1,300,080)	164,455,500
Net increase in cash for the period	4,519,486	13,909,015
Cash, beginning of period	<u>5,565,903</u>	<u>-</u>
Cash, end of period	<u>10,085,389</u>	<u>13,909,015</u>

*includes 1,000 Class B shares

The accompanying notes are an integral part of these financial statements.

COMMERCE SPLIT CORP.
STATEMENT OF PORTFOLIO INVESTMENTS
AS AT MAY 31, 2008

No. of shares	Description	Average Cost (\$) (Premiums received)	Market Value (\$)
	Canadian Common Equities		
1,435,900	Canadian Imperial Bank of Commerce	124,881,104	100,225,820
	Total Canadian Common Equities		
	in Core Holding (100.1%)	<u>124,881,104</u>	<u>100,225,820</u>
No. of contracts	Canadian call options written(100 shares per contract)		
(500)	Canadian Imperial Bank of Commerce, July 2008 @ \$74	(41,500)	(40,000)
(700)	Canadian Imperial Bank of Commerce, June 2008 @ \$72	(58,100)	(38,500)
	Total Canadian call options written (-0.1%)	<u>(99,600)</u>	<u>(78,500)</u>
		<u>124,781,504</u>	<u>100,147,320</u>
	less adjustment for transaction costs	<u>(44,911)</u>	
	Total Investments (100%)	<u>124,736,593</u>	<u>100,147,320</u>

The accompanying notes are an integral part of these financial statements.

COMMERCE SPLIT CORP.
NOTES TO FINANCIAL STATEMENTS

FOR THE SIX MONTH PERIOD ENDED MAY 31, 2008 AND FOR THE PERIOD FROM FEBRUARY 16, 2007 TO MAY 31, 2007

1. Incorporation

Commerce Split Corp. (the “Company”) is a mutual fund corporation established under the laws of the Province of Ontario on November 27, 2006 and began investment operations on February 16, 2007. The manager of the Company is Quadravest Inc. (the Manager) and the investment manager is Quadravest Capital Management Inc. (Quadravest). All shares outstanding on December 1, 2014, the termination date of the Company, will be redeemed by the Company on that date.

2. Summary of significant accounting policies

These financial statements, prepared in accordance with Canadian generally accepted accounting principles (“GAAP”), include estimates and assumptions by management that affect the reported amount of assets, liabilities, income and expenses during the reporting periods. The following is a summary of the significant accounting policies followed by the Company. Actual results could differ from these estimates.

Valuation of investments

Investments are categorized as held for trading in accordance with Section 3855. “Financial Instruments - Recognition and Measurement”.

Investments are recorded in the financial statements at their market values at the end of the period, determined as follows:

- Shares or other securities for which market quotations are readily available are valued at the closing bid price.
- Listed options are valued at closing bid prices as reported on recognized exchanges.

Transaction costs

- Transaction costs, such as brokerage commissions, incurred in the purchase and sale of securities by the Company are recognized as an expense in the Statement of Operations and Retained Earnings (Deficit). The transaction costs for investments held at May 31, 2008 is shown separately on the Statement of Portfolio Investments.

COMMERCE SPLIT CORP.**NOTES TO FINANCIAL STATEMENTS**FOR THE SIX MONTH PERIOD ENDED MAY 31, 2008 AND FOR THE PERIOD FROM FEBRUARY 16, 2007 TO MAY 31, 2007

2. Summary of significant accounting policies (continued)

National Instrument 81-106, section 14.2, issued by the Canadian Securities Administrators (“CSA”) in 2005, requires the net asset value of an investment fund to be calculated in accordance with Canadian GAAP. The CSA has granted relief to investment funds from complying on a temporary basis with Section 3855, for the purposes of calculating and reporting net asset value (other than for financial reporting purposes) until September 30, 2008, to permit further review of the impact this pronouncement has on the redemption price of an investment fund (“Transactional”). Depending on the outcome of this review, the method by which net asset value is calculated as governed by Section 3855 may result in a change to the Transactional NAV on such date. In accordance with the relief granted by the CSA, a reconciliation of the net asset value calculated in accordance with Section 3855 of an investment fund (GAAP NAV) is required to be disclosed. The Company has applied this change on a prospective basis. The reconciliation of the Company’s Transactional NAV (ie. based on last traded price of portfolio securities) and the GAAP NAV (ie. based on last bid price of portfolio securities) is presented in the following table:

	GAAP NAV	Difference	Transactional NAV
May 31, 2008	\$109,335,807	\$29,718	\$109,365,525

	GAAP NAV per unit	Difference	Transactional NAV per unit
May 31, 2008	\$12.61	\$0.01	\$12.62

Investment transactions and income recognition

- Investment transactions are accounted for on the trade date.
- Realized gains and losses on investment sales and unrealized appreciation or depreciation in investment values are calculated on the average cost basis.
- Option fees paid or received are deferred and included in investments on the statements of financial position. Realized capital gains or losses are recognized in the statements of operations when options are exercised, expire or are closed out.
- Deferred gains and losses on options are recognized in investments and as a component of net unrealized appreciation (depreciation) in the value of investments.
- Dividend income is recognized on the ex-dividend date. Interest income is recognized when earned.
- Net realized gains and losses on investments include net realized gains or losses from foreign currency changes.

COMMERCE SPLIT CORP.
NOTES TO FINANCIAL STATEMENTS

FOR THE SIX MONTH PERIOD ENDED MAY 31, 2008 AND FOR THE PERIOD FROM FEBRUARY 16, 2007 TO MAY 31, 2007

3. Management of Financial Risk

The Company's investment activities expose it to a variety of financial risks: market risk (including price risk, interest rate risk and currency risk), credit risk and liquidity risk.

Any sensitivity analysis presented below may differ from actual results and the difference could be material.

Market Price Risk

All securities investments present a risk of loss of capital.

The market price risk is affected by three main components: price movements, interest rate risk and foreign currency movements.

Price risk

It would be reasonable to expect that the Company's portfolio will exhibit market price movements that are reflective and generally highly correlated with the market price of C.I.B.C. common stock. The supplemental covered call writing program which generates an additional stream of income to the portfolio may also help mitigate against market price declines during periods in which the Portfolio company has a covered call option written against some or all of that position.

A 1% increase /decrease in the portfolio would currently increase/decrease net assets by \$ 1,002,258 assuming that the Priority Equity Protection Plan was not activated.

Interest rate risk

The majority of the Company's financial assets and liabilities are non interest bearing. As a result, the Company is not subject to significant amounts of risk due to fluctuations in the prevailing levels of market interest rates and considers interest rate risk insignificant. If the Company enters into a forward agreement in connection with the Priority Equity Protection Plan, that portion of the assets used to purchase the permitted repayment securities would be subject to interest rate risk.

Currency risk

The portfolio holding and other net assets are denominated in Canadian dollars and therefore there is no currency risk.

COMMERCE SPLIT CORP.
NOTES TO FINANCIAL STATEMENTS

FOR THE SIX MONTH PERIOD ENDED MAY 31, 2008 AND FOR THE PERIOD FROM FEBRUARY 16, 2007 TO MAY 31, 2007

Other risks

Credit risks

Credit risk is defined as the risk that a counterparty will be unable to pay amounts in full when due. All of the Company's transactions are in listed securities and options and are settled and paid for using approved brokers. The risk of default is considered minimal as delivery of securities sold is only made once the broker has received payment. Payment is made on purchase once the securities have been received by the broker.

If the Company enters into permitted repayment securities in connection with the Priority Equity Protection Plan, the Company must follow the credit requirements of the prospectus.

Liquidity risk

The Company pays monthly dividends and is subject to redemption requests from time to time. The Company's portfolio is invested in C.I.B.C. which is a highly liquid large capitalization stock that trades on the TSX. As such, any requirement to raise cash beyond the Company's normal operating level can easily be satisfied through the sales of its portfolio holding. The Company receives adequate notice for all redemption requests. The Company considers liquidity risk as low.

Concentration risk

The Company's only holding is concentrated in the common stock of C.I.B.C and as such will be exposed to the specific factors that affect this stock. This holding could be as much as 100% of the net assets of the Company.

4. Priority Equity shares

The Company is authorized to issue an unlimited number of Priority Equity shares.

<u>Issued and outstanding</u>	May 31, 2008	May 31, 2007
8,667,200 Priority Equity shares (2007-8,710,000)	<u>\$86,672,000</u>	<u>\$87,100,000</u>

Priority Equity share transactions

Beginning of period	8,667,200	-
Issued during the period	-	8,710,000
Redemptions during the period	-	-
End of period	<u>8,667,200</u>	<u>8,710,000</u>

On February 16, 2007, 8,500,000 Priority Equity Shares were issued at \$10 per share. An additional 210,000 Priority Equity shares were issued at \$10 per share on March 5, 2008.

Priority Equity shares are entitled to cumulative monthly cash dividends of \$0.04375 per Priority Equity share. All Priority Equity shares outstanding on December 1, 2014 will be redeemed by the Company on that date. For accounting purposes, the Priority Equity shares have been presented as liabilities in the financial statements in accordance with Section 3861 of the CICA Handbook.

COMMERCE SPLIT CORP.
NOTES TO FINANCIAL STATEMENTS

FOR THE SIX MONTH PERIOD ENDED MAY 31, 2008 AND FOR THE PERIOD FROM FEBRUARY 16, 2007 TO MAY 31, 2007

Priority Equity shares trade under the symbol "XCM.A" on the Toronto Stock Exchange (TSX). Priority Equity shares trading price on the TSX was \$8.70 as at May 31, 2008 (\$10.32 - 2007). Priority Equity shares may be surrendered at any time for retraction at specified retraction amounts, but will be retracted only on the last day of each month. Shareholders who concurrently retract a Priority Equity share and a Class A share (together, a "unit") in the month of October in each year will be entitled to receive an amount equal to the transactional net asset value per unit on the last day of October. Priority Equity shares retracted in any other month will receive a retraction price based on a discounted specified retraction formula. Under the terms of a Recirculation Agreement, the Company may, but is not obligated to, require the Recirculation Agent to use its best efforts to find purchasers for any Priority Equity shares or Class A shares tendered for retraction.

The Priority Equity shares rank in priority to the Class A shares with respect to the payment of dividends. Priority Equity shares rank in priority to the Class A shares upon termination of the Company.

5. Class A shares and Class B shares

Authorized

An unlimited number of Class A shares
1,000 Class B shares

Issued and outstanding

	May 31, 2008	May 31, 2007
8,710,000 Class A shares	\$78,434,734	\$78,661,000
1,000 Class B shares	\$1,000	\$1,000
	<u>\$78,435,734</u>	<u>\$78,662,000</u>

Class A share transactions

Beginning of period	8,667,200	-
Issued during the period	-	8,710,000
Redemptions during the period	-	-
End of period	<u>8,667,200</u>	<u>8,710,000</u>

Class A shares were issued at \$10 per share. Class A distributions are targeted at \$0.05 per month per share. All Class A shares outstanding on December 1, 2014 will be redeemed by the Company on that date. Class A shares trade under the symbol "XCM" on the Toronto Stock Exchange (TSX).

Class A shares trading price on the TSX was \$3.87 as at May 31, 2008 (\$9.29 - 2007). Class A shares may be surrendered at any time for retraction at specified retraction amounts, but will be retracted only on the last day of each month. Shareholders who concurrently retract a Class A share and a Priority Equity share (together, a "unit") in the month of October in each year will be entitled to receive an amount equal to the transactional net asset value per unit on the last day of October. Class A shares retracted in any other month will receive a retraction price based on a discounted specified retraction formula. Under the terms of a Recirculation Agreement, the Company may, but is not obligated to, require the Recirculation Agent to use its best efforts to find purchasers for any Priority Equity shares or Class A shares tendered for retraction.

The Priority Equity shares rank in priority to the Class A shares with respect to the payment of dividends. Upon the termination of the Company, Class A shareholders will receive an amount equal to the transactional net asset value per unit less \$10 (the redemption value of the Priority Equity shares).

COMMERCE SPLIT CORP.**NOTES TO FINANCIAL STATEMENTS****FOR THE SIX MONTH PERIOD ENDED MAY 31, 2008 AND FOR THE PERIOD FROM FEBRUARY 16, 2007 TO MAY 31, 2007**

On February 16, 2007, the Company issued 8,500,000 Class A shares for gross proceeds of \$85,000,000. Agents' fees of \$7,650,000 and filing costs of \$600,000 were incurred in connection with this offering. On March 5, 2008, the Company issued an additional 210,000 Class A shares for gross proceeds of \$2,100,000. Agents' fees of \$189,000 were incurred in connection with this offering.

The holders of Class B shares are not entitled to receive dividends. The Class B shares are retractable at a price of \$1.00 per share. Class B shareholders are entitled to one vote per share. On February 16, 2007, the Company issued \$1,000 Class B shares to Commerce Split Corp. Holding Trust for cash consideration of \$1,000.

6. Expenses

The Company is responsible for all expenses incurred in connection with the operation and administration of the Company, including, but not limited to, ongoing custodian, transfer agent, legal and audit expenses.

Pursuant to the administration agreement, the Manager is entitled to an administration fee payable monthly in arrears at an annual rate of 0.10% of the transactional net assets of the Company, which includes the outstanding Priority Equity shares, calculated as at each monthly valuation date and an amount equal to the service fee payable to dealers on the Class A Shares at a rate of 0.50% per annum.

Pursuant to the terms of the investment management agreement, Quadravest is entitled to a base management fee payable in arrears at an annual rate equal to 0.55% of the transactional net assets of the Company, which includes the outstanding Priority Equity shares, calculated as at each monthly valuation date.

Total management fees of \$367,320 (\$311,591 - 2007) incurred during the period include the administration fee and base management fee.

The brokerage commissions paid during the period by the Company for its portfolio transactions were \$67,686 (\$88,726).

7. Distributions

The Company's investment objectives are to provide floating monthly distributions to both the Priority Equity and Class A shareholders while returning the original issue price to each shareholder on the termination date of the Company on December 1, 2014.

Distributions per share were as follows:

	May 31, 2008	May 31, 2007
Priority Equity shares	\$0.2625	\$0.1516
Class A shares	\$0.15	\$0.15

COMMERCE SPLIT CORP.
NOTES TO FINANCIAL STATEMENTS

FOR THE SIX MONTH PERIOD ENDED MAY 31, 2008 AND FOR THE PERIOD FROM FEBRUARY 16, 2007 TO MAY 31, 2007

8. Income Taxes

The Company is a mutual fund corporation as defined in the Income Tax Act (Canada) (the Act) and is subject to tax in respect of its net realized capital gains. This tax is refundable in certain circumstances. Also, the Company is generally subject to a tax of 33-1/3% under Part IV of the Act on taxable dividends received in the year. This tax is fully refundable upon payment of sufficient dividends.

The Company is also a financial intermediary corporation as defined in the Act and, as such, is not subject to tax under Part IV.1 of the Act on dividends received nor is it generally liable to tax under Part VI.1 on dividends paid on taxable Priority Equity shares.

9. Comparative Financial Statements

Certain 2007 comparative figures have been reclassified from statements previously presented to conform to the presentation of the 2008 financial statements.

10. Subsequent Event

The Company's core holding of C.I.B.C. common shares declined from \$69.80 per share to a low of \$48.70 on July 15, 2008. As a result of this decline, the Company implemented the Priority Equity Protection Plan during this period in accordance with the prospectus.

QUADRAVEST CAPITAL MANAGEMENT INC.

Quadravest Capital Management Inc. was formed in 1997 and is focused on the creation and management of enhanced yield products for retail investors. The investment strategy combines fundamental based equity investing with covered call writing. Guided by four key principles, Quadravest sets attainable investment objectives that allow the team to stay focused on a long-term investment strategy.

The four principles – innovation in financial products, discipline in investment management, solid results for investors, and excellence in client service – form the foundation of Quadravest. Each member of the firm’s tight-knit team is committed to upholding these principles, ensuring a coherence and dedication that is unique to the Company.

Quadravest has raised over \$2.5 billion in initial public offerings.

BOARD OF DIRECTORS

Wayne Finch,
Chairman and
Chief Investment Officer

Laura Johnson,
Managing Director and
Portfolio Manager

Michael W. Sharp
Blake, Cassels & Graydon LLP

Peter Cruickshank,
Managing Director and
Chief Financial Officer

William Thornhill,
President, William C.
Thornhill Consulting Inc.

John Steep
President, S. Factor Consulting Inc.

CORPORATE DETAILS

Auditors

PricewaterhouseCoopers LLP
77 King Street West, P.O. Box 82
Toronto, Ontario M5K 1G8

Transfer Agent

Computershare
100 University Avenue
Toronto, Ontario M5J 2Y1

Legal Counsel

Blake, Cassels & Graydon LLP
Commerce Court West
Toronto, Ontario M5L 1A9

Custodian

RBC Dexia
Royal Trust Tower, 77 King Street West
11th Floor, Toronto, Ontario M5W 1P9



77 King Street West,
P.O. Box 341, Toronto, ON
M5K 1K7

Tel: 416.304.4443

Toll: 877.4QUADRA

or 877.478.2372

Fax: 416.304.4441

info@quadravest.com

www.quadravest.com